

# MSCI World SRI Index (EUR)

The MSCI World SRI Index includes large and mid-cap stocks across 23 Developed Markets (DM) countries\*. The index is a capitalization weighted index that provides exposure to companies with outstanding Environmental, Social and Governance (ESG) ratings and excludes companies whose products have negative social or environmental impacts. The Index is designed for investors seeking a diversified Socially Responsible Investment (SRI) benchmark comprised of companies with strong sustainability profiles while avoiding companies incompatible with values screens. Constituent selection is based on research provided by MSCI ESG Research.

## CUMULATIVE INDEX PERFORMANCE – GROSS RETURNS (EUR) (SEP 2007 – DEC 2020)



## ANNUAL PERFORMANCE (%)

Year	MSCI World SRI	MSCI World
2020	10.53	6.88
2019	32.94	30.76
2018	-1.44	-3.58
2017	9.22	8.10
2016	11.60	11.39
2015	10.22	11.03
2014	18.94	20.14
2013	22.51	21.86
2012	12.20	14.75
2011	-1.84	-1.84
2010	18.90	20.14
2009	28.96	26.72
2008	-34.36	-37.24

## INDEX PERFORMANCE – GROSS RETURNS (%) (DEC 31, 2020)

	1 Mo	3 Mo	1 Yr	YTD	ANNUALIZED				Since Sep 28, 2007
					3 Yr	5 Yr	10 Yr		
MSCI World SRI	1.86	7.72	10.53	10.53	13.14	12.04	12.06	8.71	
MSCI World	1.94	9.33	6.88	6.88	10.45	10.17	11.50	7.76	

## FUNDAMENTALS (DEC 31, 2020)

Div Yld (%)	P/E	P/E Fwd	P/BV
1.68	27.99	22.52	3.67
1.78	28.38	20.97	2.92

## INDEX RISK AND RETURN CHARACTERISTICS (SEP 28, 2007 – DEC 31, 2020)

	Beta	Tracking Error (%)	Turnover (%) <sup>1</sup>	ANNUALIZED STD DEV (%) <sup>2</sup>			SHARPE RATIO <sup>2,3</sup>			Since Sep 28, 2007	MAXIMUM DRAWDOWN	
				3 Yr	5 Yr	10 Yr	3 Yr	5 Yr	10 Yr		(%)	Period YYYY-MM-DD
MSCI World SRI	0.95	1.95	14.11	15.34	12.86	11.69	0.91	0.98	1.04	0.65	32.24	2020-02-19–2020-03-23
MSCI World	1.00	0.00	3.20	16.59	13.75	12.30	0.71	0.81	0.95	0.57	33.73	2020-02-19–2020-03-23

<sup>1</sup> Last 12 months

<sup>2</sup> Based on monthly gross returns data

<sup>3</sup> Based on ICE LIBOR 1M

The MSCI ESG Indexes use ratings and other data supplied by MSCI ESG Research Inc, a subsidiary of MSCI Inc.

The MSCI World SRI Index was launched on Jun 28, 2011. Data prior to the launch date is back-tested data (i.e. calculations of how the index might have performed over that time period had the index existed). There are frequently material differences between back-tested performance and actual results. Past performance – whether actual or back-tested – is no indication or guarantee of future performance.

### INDEX CHARACTERISTICS

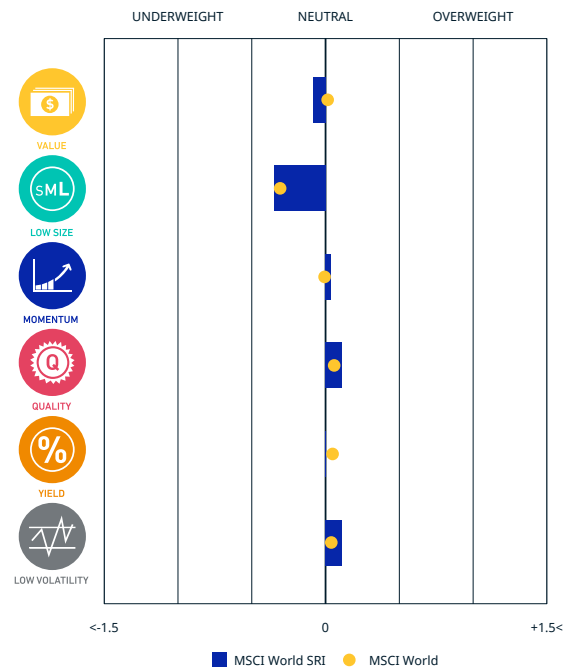
	MSCI World SRI	MSCI World
<b>Number of Constituents</b>	358	1,585
	<b>Weight (%)</b>	
<b>Largest</b>	12.16	4.42
<b>Smallest</b>	0.02	0.00
<b>Average</b>	0.28	0.06
<b>Median</b>	0.11	0.03

### TOP 10 CONSTITUENTS

	Country	Index Wt. (%)	Parent Index Wt. (%)	Sector
MICROSOFT CORP	US	12.16	3.11	Info Tech
TESLA	US	4.00	1.02	Cons Discr
PROCTER & GAMBLE CO	US	2.63	0.67	Cons Staples
DISNEY (WALT)	US	2.49	0.64	Comm Svcs
NVIDIA	US	2.45	0.63	Info Tech
HOME DEPOT	US	2.17	0.56	Cons Discr
ROCHE HOLDING GENUSS	CH	1.87	0.48	Health Care
ASML HLDG	NL	1.57	0.40	Info Tech
PEPSICO	US	1.56	0.40	Cons Staples
SALESFORCE.COM	US	1.54	0.39	Info Tech
<b>Total</b>		<b>32.46</b>	<b>8.31</b>	

### FACTORS - KEY EXPOSURES THAT DRIVE RISK AND RETURN

#### MSCI FACTOR BOX



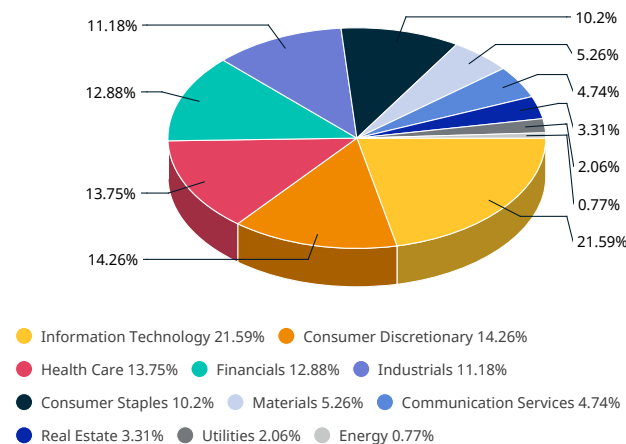
#### MSCI FaCS

- VALUE**  
Relatively Inexpensive Stocks
- LOW SIZE**  
Smaller Companies
- MOMENTUM**  
Rising Stocks
- QUALITY**  
Sound Balance Sheet Stocks
- YIELD**  
Cash Flow Paid Out
- LOW VOLATILITY**  
Lower Risk Stocks

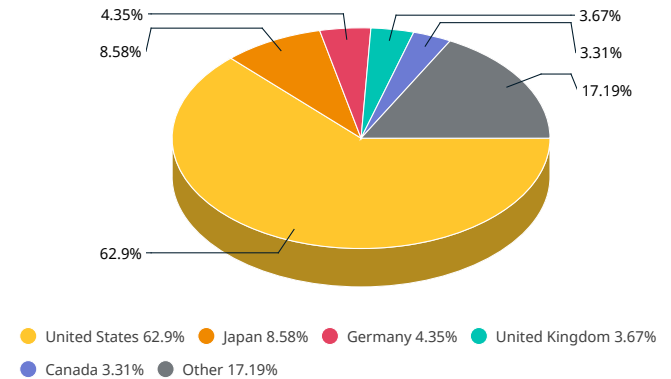
MSCI FaCS provides absolute factor exposures relative to a broad global index - MSCI ACWI IMI.

Neutral factor exposure (FaCS = 0) represents MSCI ACWI IMI.

#### SECTOR WEIGHTS



#### COUNTRY WEIGHTS



## INDEX METHODOLOGY

MSCI Global SRI Indexes are constructed by applying a combination of values based exclusions and a Best-in-Class selection process to companies in the regional indexes that make up MSCI World, an index consisting of developed countries. After securities of companies involved in Nuclear Power, Tobacco, Alcohol, Gambling, Military Weapons, Civilian Firearms, GMOs, Thermal Coal and Adult Entertainment are excluded, MSCI's Best-in-Class selection process is applied to the remaining eligible securities in the selection universe. The MSCI Global SRI Indexes target sector and region weights consistent with those of the underlying indexes to limit the systematic risk introduced by the ESG selection process. The methodology aims to include the securities of companies with the highest ESG ratings making up 25% of the market capitalization in each sector and region of the parent indexes. Companies that are not existing constituents of the MSCI Global SRI Indexes must have an MSCI ESG Rating above BBB and the MSCI ESG Controversies score above 3 to be eligible. Current constituents of the MSCI Global SRI Indexes must have an MSCI ESG Rating above B and the MSCI ESG Controversies score above 0 to be eligible. The selection universe for the MSCI Global SRI Indexes is the constituents of the MSCI Global Investable Market Indexes. The Index is float-adjusted market capitalization weighted.

## FACTOR BOX AND FaCS METHODOLOGY

MSCI FaCS is a standard method ([MSCI FaCS Methodology](#)) for evaluating and reporting the Factor characteristics of equity portfolios. MSCI FaCS consists of Factor Groups (e.g. Value, Size, Momentum, Quality, Yield, and Volatility) that have been extensively documented in academic literature and validated by MSCI Research as key drivers of risk and return in equity portfolios. These Factor Groups are constructed by aggregating 16 factors (e.g. Book-to-Price, Earnings/Dividend Yields, LT Reversal, Leverage, Earnings Variability/Quality, Beta) from the latest Barra global equity factor risk model, GEMLT, designed to make fund comparisons transparent and intuitive for use. The MSCI Factor Box, which is powered by MSCI FaCS, provides a visualization designed to easily compare absolute exposures of funds/indexes and their benchmarks along 6 Factor Groups that have historically demonstrated excess market returns over the long run.

## ABOUT MSCI

MSCI is a leading provider of critical decision support tools and services for the global investment community. With over 45 years of expertise in research, data and technology, we power better investment decisions by enabling clients to understand and analyze key drivers of risk and return and confidently build more effective portfolios. We create industry-leading research-enhanced solutions that clients use to gain insight into and improve transparency across the investment process. To learn more, please visit [www.msci.com](http://www.msci.com).

The information contained herein (the "Information") may not be reproduced or disseminated in whole or in part without prior written permission from MSCI. The Information may not be used to verify or correct other data, to create indexes, risk models, or analytics, or in connection with issuing, offering, sponsoring, managing or marketing any securities, portfolios, financial products or other investment vehicles. Historical data and analysis should not be taken as an indication or guarantee of any future performance, analysis, forecast or prediction. None of the Information or MSCI index or other product or service constitutes an offer to buy or sell, or a promotion or recommendation of, any security, financial instrument or product or trading strategy. Further, none of the Information or any MSCI index is intended to constitute investment advice or a recommendation to make (or refrain from making) any kind of investment decision and may not be relied on as such. The Information is provided "as is" and the user of the Information assumes the entire risk of any use it may make or permit to be made of the Information. NONE OF MSCI INC. OR ANY OF ITS SUBSIDIARIES OR ITS OR THEIR DIRECT OR INDIRECT SUPPLIERS OR ANY THIRD PARTY INVOLVED IN THE MAKING OR COMPILING OF THE INFORMATION (EACH, AN "MSCI PARTY") MAKES ANY WARRANTIES OR REPRESENTATIONS AND, TO THE MAXIMUM EXTENT PERMITTED BY LAW, EACH MSCI PARTY HEREBY EXPRESSLY DISCLAIMS ALL IMPLIED WARRANTIES, INCLUDING WARRANTIES OF MERCHANTABILITY AND FITNESS FOR A PARTICULAR PURPOSE. WITHOUT LIMITING ANY OF THE FOREGOING AND TO THE MAXIMUM EXTENT PERMITTED BY LAW, IN NO EVENT SHALL ANY OF THE MSCI PARTIES HAVE ANY LIABILITY REGARDING ANY OF THE INFORMATION FOR ANY DIRECT, INDIRECT, SPECIAL, PUNITIVE, CONSEQUENTIAL (INCLUDING LOST PROFITS) OR ANY OTHER DAMAGES EVEN IF NOTIFIED OF THE POSSIBILITY OF SUCH DAMAGES. The foregoing shall not exclude or limit any liability that may not by applicable law be excluded or limited.

© 2021 MSCI Inc. All rights reserved.